

NHC-14150	PDF DXF			1.75"	8.50"	8.00"	1.7
NHC-14151	PDF DXF	HC-14097	PDF DXF	1.75"	17.00"	8.00"	3.0
NHC-14152	PDF DXF	HC-14098	PDF DXF	1.75"	17.00"	13.00"	4.8
NHC-14153	PDF DXF			3.50"	8.50"	8.00"	2.3
NHC-14154	PDF DXF	HC-14099	PDF DXF	3.50"	17.00"	8.00"	4.3
		HC-14100	PDF DXF	3.50"	12.75"	13.00"	6.6
NHC-14155	PDF DXF	HC-14101	PDF DXF	3.50"	17.00"	13.00"	7.5
		HC-14102	PDF DXF	5.25"	12.75"	13.00"	8.5
NHC-14156	PDF DXF	HC-14103	PDF DXF	5.25"	17.00"	13.00"	9.3
NHC-14157	PDF DXF	HC-14104	PDF DXF	7.00"	17.00"	13.00"	10.8
		HC-14105	PDF DXF	8.75"	17.00"	13.00"	14.2
		HC-14106	PDF DXF	10.50"	17.00"	13.00"	14.4
		HC-14107	PDF DXF	10.50"	17.00"	15.00"	15.8
		HC-14108	PDF DXF	12.25"	17.00"	15.00"	16.9
		HC-14109	PDF DXF	14.00"	17.00"	15.00"	18.6

[DXF](#) Autocad DXF Specifications File
(Requires CAD software such as AutoCAD)

[PDF](#) Adobe PDF Specifications File



[Download PDF Viewer](#)

[Home](#) | [Company Info](#) | [Online Catalog](#) | [Check Stock](#) | [Distributor/Price](#)

[Reps](#) | [New](#) | [Search](#) | [Contact](#) | [Privacy Policy](#)

BUD INDUSTRIES INC.

P.O. Box 998

Willoughby, Ohio 44094

Phone: 440-946-3200 Fax: 440-951-4015

E-Mail: saleseast@budind.com

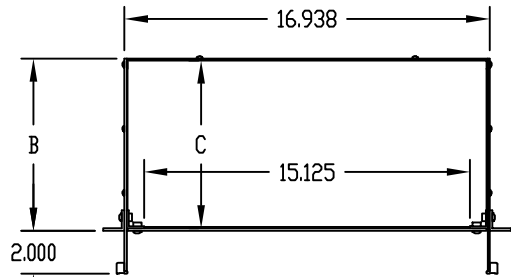
PART NAME

VALU/LINE SERIES

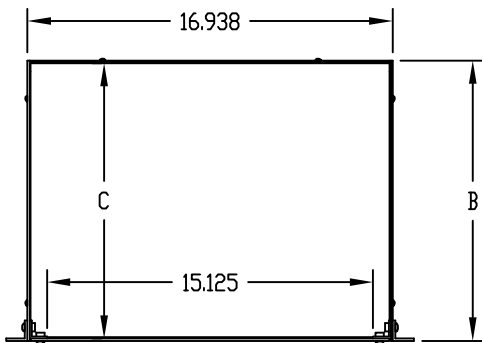
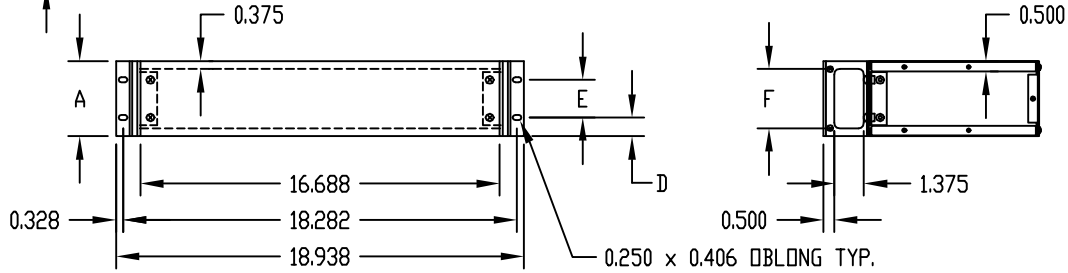
PART No.

HC-14097 THRU HC-14099
NHC-14150 THRU NHC-14157

PART No.	DIM. 'A'	DIM. 'B'	DIM. 'C'	DIM. 'D'	DIM. 'E'	DIM. 'F'
HC-14097	1.750	8.000	7.750	0.250	1.250	1.000
HC-14098	1.750	13.000	12.750	0.250	1.250	1.000
HC-14099	3.500	8.000	7.750	0.875	1.750	2.750

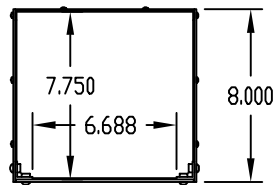
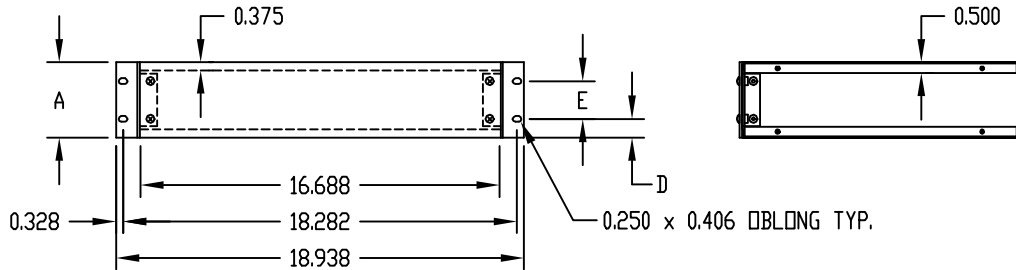


UNITS ARE SHIPPED UNASSEMBLED
OPTIONAL OUTER BRACKETS FOR MOUNTING IN
STANDARD E.I.A. 19" CABINETS (SUPPLIED)
(EXCEPT ON UNITS
OPTIONAL SELF-ADHESIVE RUBBER FEET (SUPPLIED)
LOAD RATING: 25 LBS. MAX.



PART No.	DIM. 'A'	DIM. 'B'	DIM. 'C'	DIM. 'D'	DIM. 'E'
NHC-14151	1.750	8.000	7.750	0.250	1.250
NHC-14152	1.750	13.000	12.750	0.250	1.250
NHC-14154	3.500	8.000	7.750	0.875	1.750
NHC-14155	3.500	13.000	12.750	0.875	1.750
NHC-14156	5.250	13.000	12.750	1.500	2.250
NHC-14157	7.000	13.000	12.750	1.500	4.000

MATERIAL:
FRONT PANEL _____ 0.125 THK. ALUMINUM
OUTER BRACKET _____ 11 GA. STEEL
INNER BRACKET & SIDE _____ 0.090 THK. ALUMINUM
BACK & COVER _____ 0.050 THK. ALUMINUM
HANDLE _____ ALUMINUM EXTRUSION



PART No.	DIM. 'A'
NHC-14150	1.750
NHC-14153	3.500

FINISH:
BACK & COVER _____ SMOOTH WHITE
SIDE & OUTER BRACKET _____ WHITE TEXTURE
FRONT PANEL & INNER BRACKET _____ NATURAL
HANDLE _____ BRUSHED, ETCHED & CLEAR ANODIZED
FEET _____ BLACK

